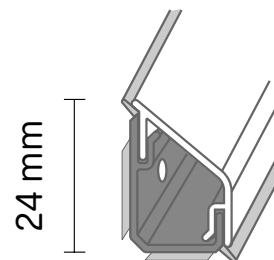


# Technical data sheet

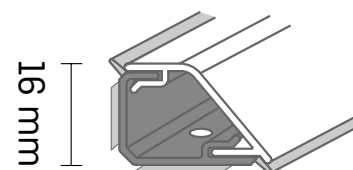
## Wall joint trim Design

Especially for use  
in the kitchen



16 mm

Upright version



24 mm

Flat version



Wall connection profile with decorative foil consisting of a subprofile with soft lips (for gluing and screwing to the wall and worktop) and a cover profile with a decorative surface.

#### Product benefits

- Contemporary, elegant design
- Transparent, elastic soft lip to cover gaps / joints
- Edge bands available in optically matching colors
- Self-adhesive strips on both sides of the subprofile for easy installation
- Comprehensive range of accessories for precise assembly and clean endings
- Large variety of colors and decors
- Atmospheric lighting effects through the integration of LED strips

#### Material

[Subprofile] Made of PVC based PVC with flexible soft lips to the wall and worktop. [Cover profile] Made of PVC based polyblend, coated with a flexible wrapping foil with a surface made of lightfast special papers in plain colors or printed with wood and fantasy decors and impregnated with thermosetting resins.

- 2 parts for simple, quick processing - very flexible
- Compensation for unevenness through the soft lips to the wall and worktop

#### Delivery form

##### Sales unit

- 1 sales unit = 6 x 3.0 m
- 1 sales unit = 6 x 0.60 m

**Packaging:** Cardboard packaging sealed with adhesive tape and paper labels with article labeling. **Storage:** Store flat, dry and protected from the weather.

#### Special features / notes

Decorative surface

**Lightfastness:** At least 6 according to the international wool scale, DIN EN ISO 105-B02

**Surface behavior under chemical stress:** Depending on the respective finish coating, the applied foils meet the chemical stress group according to DIN 68 861, part 1B to 1D.



## Accessories



The accessories for the flat version are available on request!

**SB inside corner, outside corner:** 1 sales unit = 5 x 1 piece  
**SB end caps:** 1 pack = 5 x 2 pieces



Internal corner



External corner



End caps left & right

## Installation recommendation



self-adhesive



Screws



Skirting scissors



Miter saw

In order to avoid material breaks and difficult processing, the optimal processing temperature between 15 ° C and 30 ° C should be maintained.

### Important!

The soft lips must lie on the worktop and against the wall. The basic profile is assembled by gluing and / or screws. Subtract the following dimensions from the total length: Inner corner: - 19 mm, end cap / outer corner: - 3 mm.

We recommend using a commercially available hand or cross-cut and miter saw with a fine saw blade for cutting.

The corners and the ends are made with the appropriate accessories for inside corners, outside corners and end caps] These are simply attached to the cover profile during assembly.

## Certificates



Fire behavior according to DIN EN 13501: class E



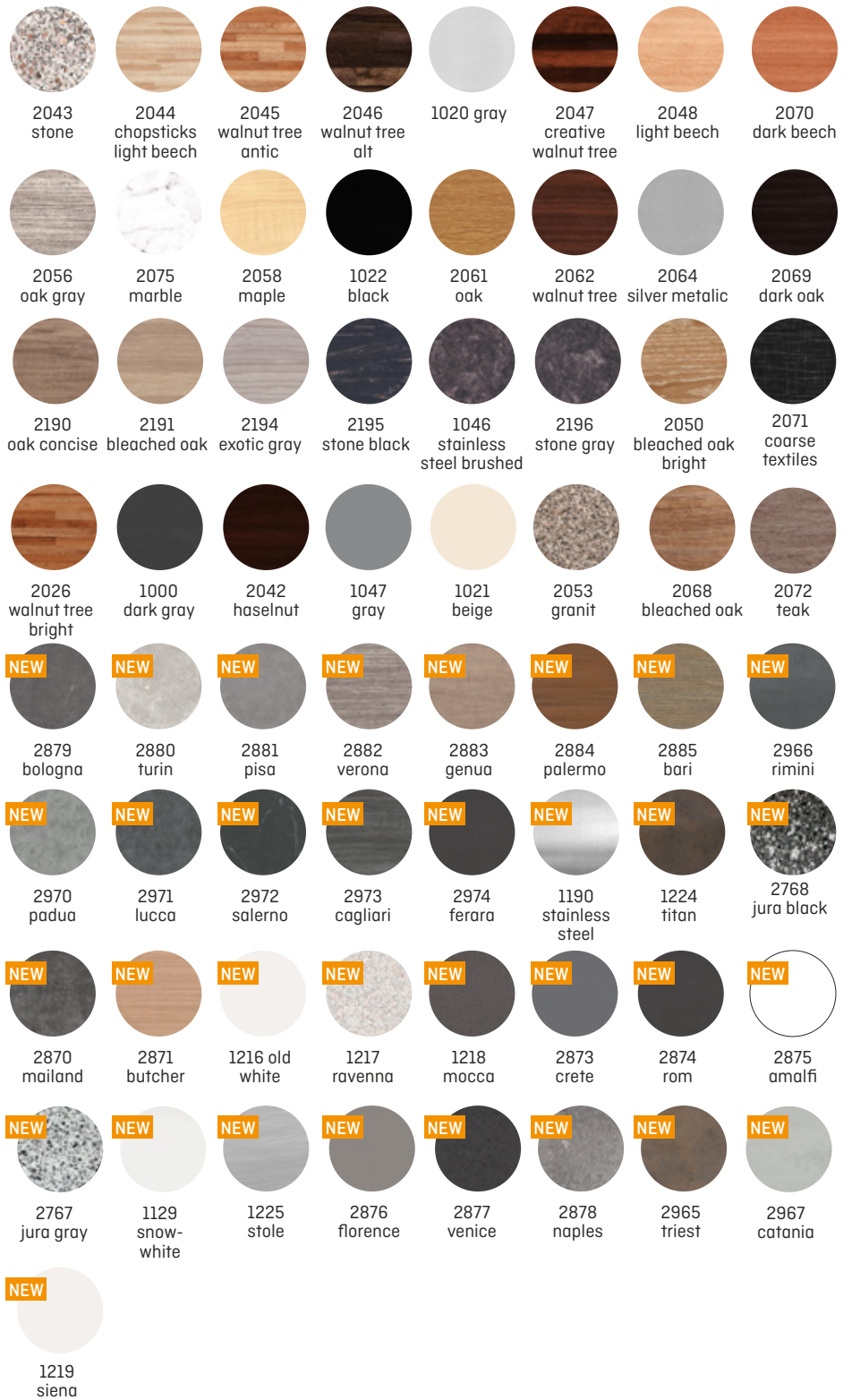
GREENGUARD GOLD: Emission reduction v. Pollutants in the air



New processing videos on [doellken-profiles.com](http://doellken-profiles.com), in the Doellken app or on YouTube.

## Colours

All NEW decors have a minimum order quantity from 1000 meters!



## Cleaning and maintenance

Clean the slightly dirty surface with a damp cloth. For heavy soiling, use a commercially available household cleaning agent and follow the dosage instructions of the respective manufacturer. You should avoid cleaning agents with abrasive, acidic or bleaching ingredients. Do not use abrasive household sponges.

## Underground

The surface must be permanently dry, hard, stable, flat, free of grease, dust and silicone.

## Disposal




**20 01 39 plastics recommendation:** In compliance with the necessary technical regulations, it can be disposed of with household waste or burned with household waste after consultation with the disposal company and the responsible authority.

**15 01 01 paper and cardboard packaging:** Completely emptied packaging can be recycled.

The current version of this data sheet can be found on our website at [www.doellken-weimar.de](http://www.doellken-weimar.de)

i

This information and technical information have been created on the basis of our experience and the latest technology. However, they can only be general information without assurance of properties, as we have no influence on the site conditions, on the execution of the work and the processing. The relevant recommendations, guidelines and DIN regulations as well as processing recommendations for the materials used must be observed. In case of doubt, carry out your own tests or get technical advice. With the appearance of this product data sheet, all previous product data sheets lose their validity.

Döllken Profiles GmbH  
Industriestrasse 1  
59199 Bönen  
Follow us on   

T: +49 3643 4170 711  
F: +49 3643 4170 330  
[info@doellken-profiles.com](mailto:info@doellken-profiles.com)  
[www.doellken-profiles.com](http://www.doellken-profiles.com)